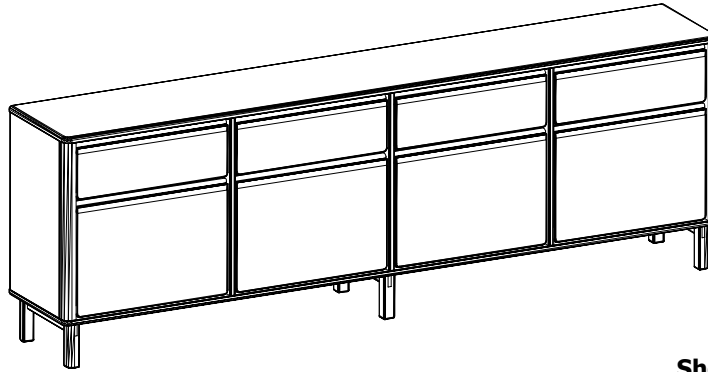
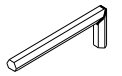


## ELLA Sideboard Wooden legs E4 - EW

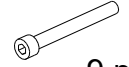


1



1 pcs

2



Ø6x40

9 pcs

### ASSEMBLY MANUAL:

Package with screws  
and the mounting  
guide.

**Shown sideboard corpus are  
exemplary, however leg  
mounting fits your product**

**A** Sideboard - 1 pcs.

**B** Leg block - 3 pcs.

1. PUT THE SIDEBOARD **A** UP SIDE DOWN ONTO IDEALLY CLEAN AND STRAIGHT SURFACE. ADJUST THE LEGS BLOCK **B** TO THE HOLES AND SCREW WITH BOLTS **2**.

LOOK AT THE PICTURE 1

1

